



DISTRICT OF MACKENZIE

2022 ANNUAL REPORT



Table of Contents

COMMUNITY VISION	3
DISTRICT MISSION	3
MAYOR'S MESSAGE.....	4
ORGANIZATIONAL CHART	5
2018-2022 MAYOR AND COUNCIL.....	6
COUNCIL PRIORITIES.....	7
COUNCIL LIAISON APPOINTMENTS.....	8
2022 COUNCIL REMUNERATION	9
RECREATION SERVICES	10
FIRE DEPARTMENT	15
DISTRICT OPERATIONS	21
CORPORATE SERVICES	24
FINANCIAL SERVICES	34
2022 GRANT FUNDING	38
2022 GOVERNMENT TRASFERS.....	39
GRANTS TO ORGANIZATIONS	40
PERMISSIVE TAX EXEMPTIONS.....	42
DECLARATION OF DISQUALIFICATIONS.....	42
AUDITED FINANCIAL STATEMENTS	42

Community Vision

From its roots as a new town for forestry workers, Mackenzie has grown into a strong and supportive community that residents are proud to call home. Supported by a healthy environment, Mackenzie's economic base is now diverse and robust, providing consistent employment for residents. Recreation is key to our high quality of life and healthy lifestyle, with exceptional natural features drawing residents outdoors. Great community services and facilities complement the outdoors with opportunities to meet and engage with neighbors, and the town takes great pride in how attractive it is for both residents and visitors.



Photo Credit: Marcus Paladino

District Mission

It is the mission of the District of Mackenzie to improve the lifestyle, services and opportunities to our residents and visitors by:

1. Providing quality executive and administrative leadership from an open and responsible Council and administration.
2. Providing quality services, recreational facilities and programs that promote and enhance livability and a healthy lifestyle.
3. Maintaining a healthy environment and economic conditions that allow for business and individuals to flourish and realize their full potential

Mayor's Message

The decline in industrial tax revenue was certainly Mackenzie's greatest challenge in 2022. Municipal council and staff worked diligently to create a budget that would not overburden our taxpayers or reduce services to the public. This included a reduction of transfers to Annual Reserves, removal of 10% early payment discount on Water, Sewer and Garbage services, moderate tax increases and the use of funds from our Financial Stability Reserve.

Despite our fiscal challenges, Mackenzie did embark on some major projects.

- We initiated our Downtown Vision and Action Plan Project to revitalize our downtown area by promoting ideas such as sustainability, livability, and economic development.
- The Jump Pump track project was also launched. This outdoor park/gathering space will provide residents with another venue for healthy active outdoor living.
- In an effort to promote better communication we installed audio/visual equipment in Council Chambers to enable and encourage residents to participate in meetings. We were able to initiate all of these projects because of successful grant funding.



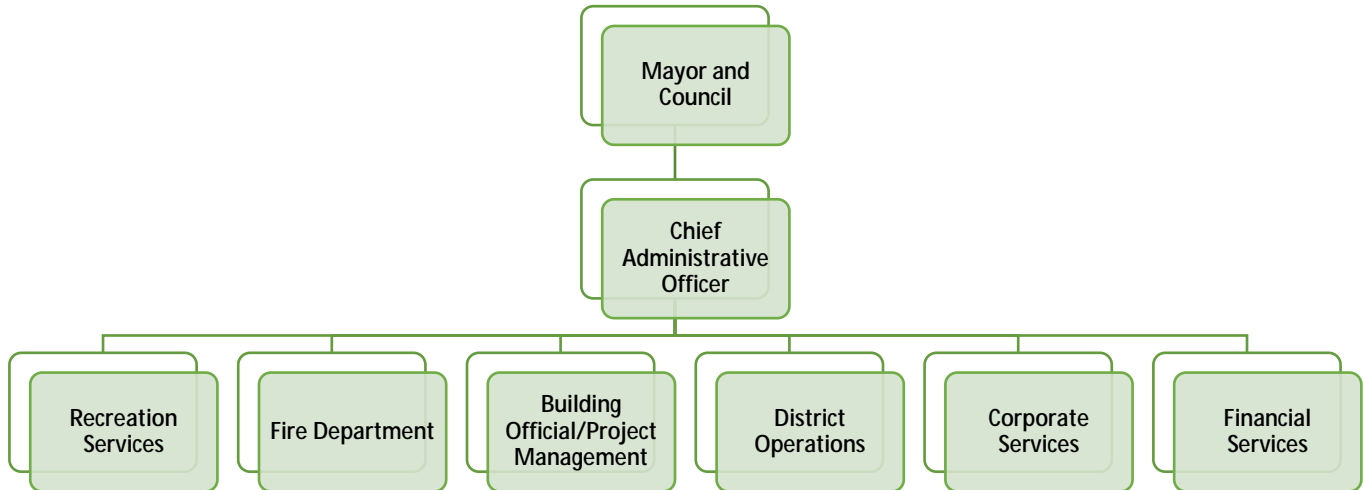
Our future may have its challenges, but Mackenzie has proven time and again we are a resilient community. I encourage all residents to reach out to us if you have questions or concerns. We are all part of Team Mackenzie, and it is only through collaborative conversations that we will accomplish great things!

Sincerely

A handwritten signature in black ink that reads "Joan Atkinson". The signature is written in a cursive, flowing style.

Mayor Joan Atkinson

ORGANIZATIONAL CHART



2018 - 2022 MAYOR AND COUNCIL

The District of Mackenzie Council is comprised of a Mayor and six Councillors, elected for four-year terms. Municipal Councils are elected by the people and make decisions on behalf of the residents of our municipality.



From left to right: Councillor Andy Barnes, Councillor Amber Hipkiss, Councillor Viktor Brumovsky, Mayor Joan Atkinson, Councillor Jim Wiens, Councillor Raye McMeeken, and Councillor Peter Grogan.

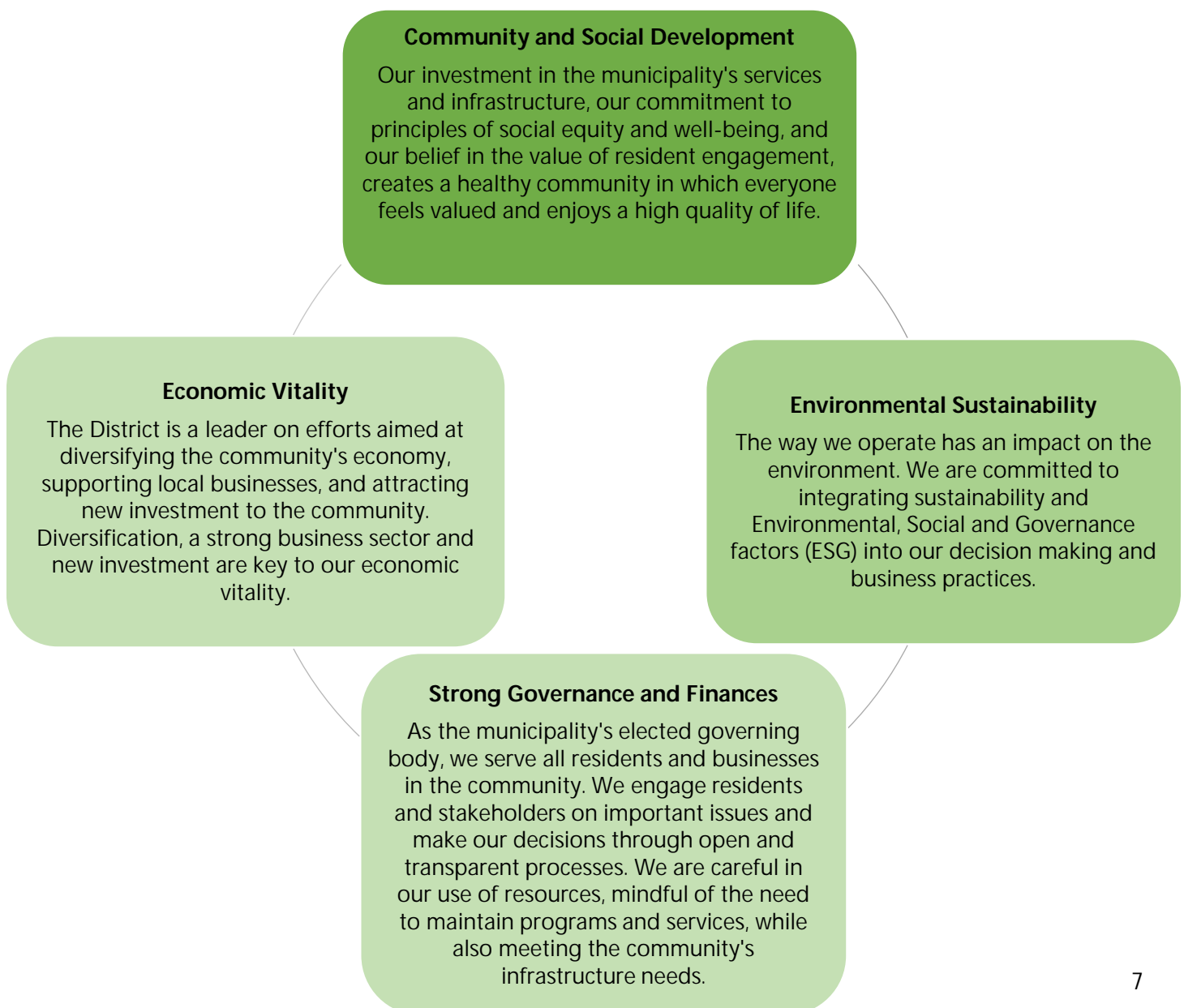
2022 General Local Election

The civic election was held on Saturday October 15, 2022.: Joan Atkinson was re-elected to the Office of Mayor. Jesse Wright, Andy Barnes, Viktor Brumovsky, Kyle Tapper, Raye McMeeken, and Amber Hipkiss were elected to the Office of Councillor.

COUNCIL PRIORITIES

The Council Priorities are designed to advance Council's vision, mission, and operational plans for the District of Mackenzie.

Council's Priorities for the 2021-2025 period reflect today's emerging issues and developing opportunities. Council reviews the plan annually to respond to new ideas and changes in circumstances that arise as we work through the 2021 - 2025 period. Community consultation is an important part of setting priorities, achieving our goals (operational plans) and in updating Council's Priorities.



2022 COUNCIL LIAISON APPOINTMENTS

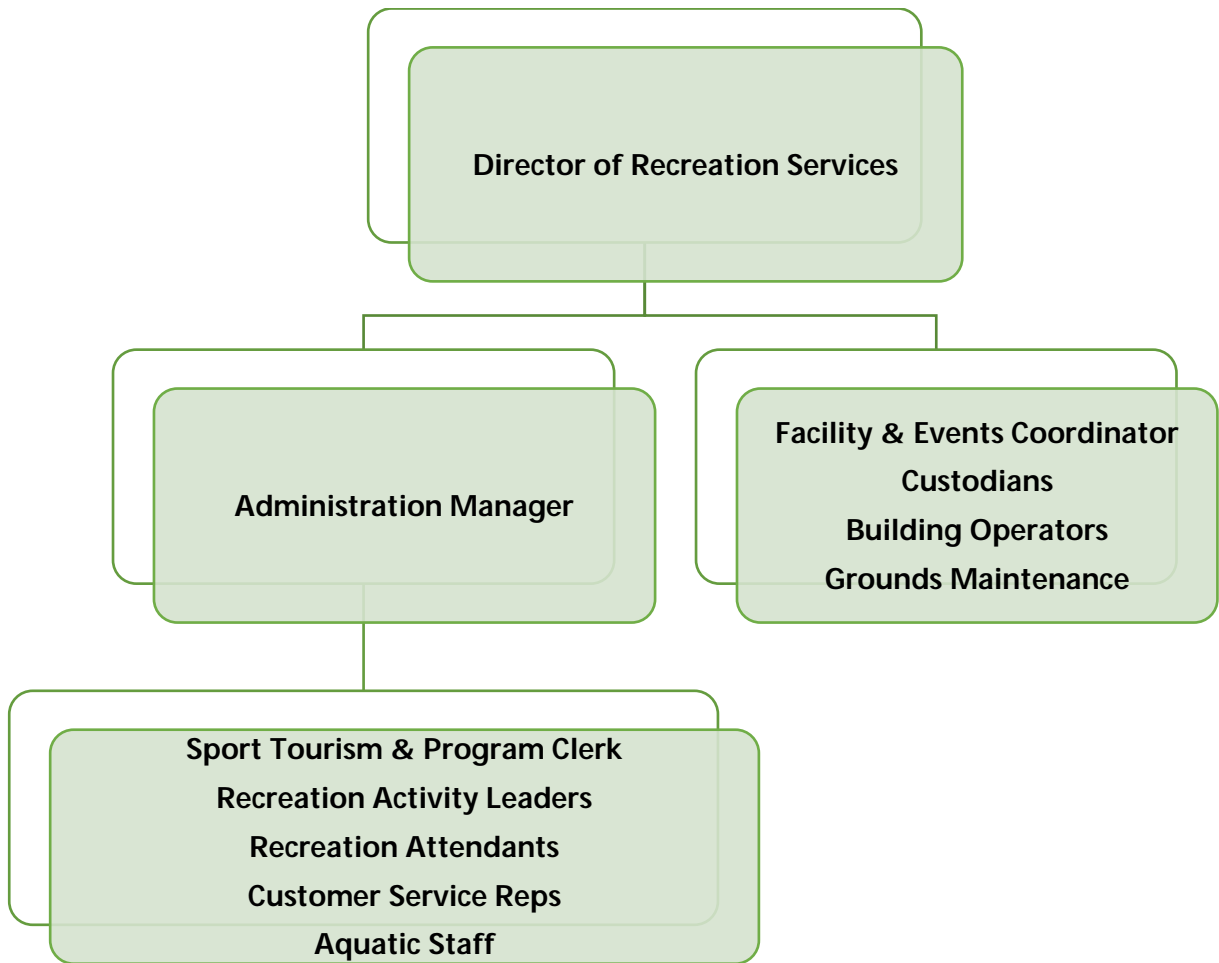
Committee/Position	Elected Official
Deputy Mayors	Andy Barnes, Amber Hipkiss, Raye McMeeken
Agricultural Opportunities and Food Security	Liaison: Councillor Brumovsky
Asset Management Committee	Liaison: Councillor Wiens
BC Hydro Peace River/Williston Advisory Committee	Liaison: Mayor Joan Atkinson
Chamber of Commerce	Liaison: Councillor Brumovsky
Climate Liaison	Liaison: Amber Hipkiss
CNC Advisory Group	Council Representative: Andy Barnes
Emergency Executive Committee	Mayor Atkinson Councillor Grogan Councillor Wiens
Fire Hall Project Liaison	Liaison: Councillor Grogan
Forestry Liaisons	Liaison: Mayor Atkinson Alternate: Deputy Mayor
Grand Adjudication Committee	Councillor Grogan Councillor McMeeken
Indigenous Relations and Reconciliation	Liaison: Councillor Barnes
Mackenzie Gets Healthy Committee	Liaison: Councillor Hipkiss
Mackenzie Wildfire Advisory Committee	Liaison: Councillor Barnes
Mining Liaisons	Liaisons: Councillor Barnes Alternate: Councillor Grogan
Municipal Library	Liaisons: Councillor Hipkiss Alternate: Councillor Wiens
New Horizons - Senior Inclusion Solutions Advisory Group	Council Representative: Jim Wiens
Northern Development Initiative Trust – Prince George Regional Advisory Committee	Liaison: Mayor Atkinson Alternate: Councillor Hipkiss
Prince George Treaty Advisory Committee	Liaison: Mayor Atkinson Alternate: Councillor Wiens
Regional District of Fraser-Fort George	Director: Mayor Atkinson Alternate: Councillor Wiens Secondary Alternate: Councillor Hipkiss

2022 COUNCIL REMUNERATION

Mayor Atkinson		\$28,903
Councillor Barnes		\$12,911
Councillor Brumovsky		\$12,250
Councillor Hipkiss		\$13,010
Councillor McMeeken		\$12,911
Councillor Grogan	Term Ended October 2022	\$10,209
Councillor Wiens	Term Ended October 2022	\$10,209
Councillor Tapper	Elected October 2022	\$2,042
Councillor Wright	Elected October 2022	\$2,042

RECREATION SERVICES

The Recreation Services Department oversees the operation and maintenance of the Recreation Centre, Ernie Bodin Community Centre, Little Mac Ski Hill, John Dahl Trail, tennis/pickleball court, outdoor rink, and playground inspections in Mackenzie. Recreation staff work to enhance the lifestyle and health of people in the community through a variety of quality programs and services based on public consultation. Their dedicated team is committed to providing recreation services for people of all ages, stages, and abilities.



Annual Report 2022

2022 Recreation Centre Utilization

Recreation Centre Activities	Number of Bookings
Fitness Centre	12,645
Skating	1,191
Aquafit	489
Swimming	9,457
Curling	97
Climbing	31
Pickleball	227
Ski Hill	993
Batting Cage	63
Sport Court	818
School Use	729
Junior Pathways	262
Arena Floor – Drop in	188
Total Number of Bookings	27,190



Annual Report 2022

Recreation Services Action Planning

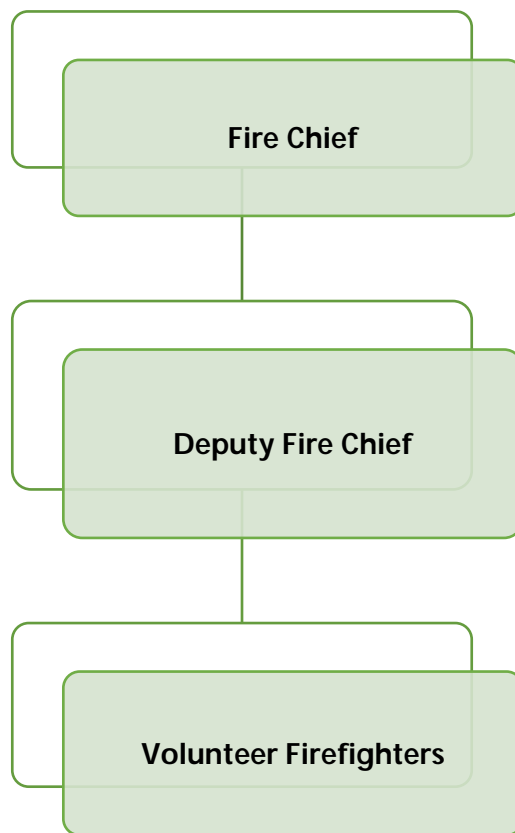
Actions completed in 2022	Action Plan for 2023
2 nd Annual WinterQuest, ice carvers and trail light-up festival - partnered with McLeod Lake Indian Band	3 rd Annual WinterQuest 2023, ice carvers and trail light-up festival - work with McLeod Lake Indian Band and Chamber.
Held Canada Day event at Morfee beach.	Host Canada Day event.
Held National Indigenous People Day event at MRC in collaboration with MLIB.	Host National Indigenous People Day event.
Hosted Recreation Fair for community groups.	Host Recreation Fair for community groups and explore options for an art (Mural/Music/Food) festival in the community.
Held 3 rd Annual Holiday Parade.	Host 4 th Annual Holiday Parade.
Began implementing recommendations from Signature Trail, Park, and Little Mac Master Plan i.e., build Bike Park, improve landscape at ski hill and add community connector trail.	Finish Signature Trail, Park, and Little Mac Master projects.
Applied for Active transportation grant.	If successful, start Active transportation project.
Applied for arena slab replacement and green energy project.	Start arena slab replacement and green energy project.
Completed Outdoor Pickleball/Tennis Courts resurfacing portion of the project and opened to public.	Build proper compound around condenser, which would improve storage and eliminate public access to area.
Moved climbing wall and installed new multi-purpose court.	Add more art into the community.
Completed Ernie Bodin Community Centre needs assessment and reported to council.	Assist EBCC tenants with transition as directed.
Began roof replacement at the Mackenzie Recreation Centre.	Finish roof replacement at the Mackenzie Recreation Centre.
Revamped program lineup, including summer camps and senior programming.	Continue developing staff through courses and training opportunities.
Upgraded facility booking system, which includes online booking option.	Upgrade work order and inspection system.





FIRE DEPARTMENT

The Fire Department strives to deliver quality services in a fiscally responsible manner to the citizens of the District of Mackenzie. The District of Mackenzie supports this service delivery through a well-established safety and training program. The Fire Department is responsible for fire suppression, vehicle extrication, hazardous material response, environmental protection, fire inspections of multi-residential, public assembly, industrial, and commercial properties, promotion of compliance to the provincial Fire and Building Codes and local municipal bylaws, and public education and awareness.



Annual Report 2022

2022 FIRE CALLS	
Nature of Call	# of Calls
Assist other Agency	46
Burn Complaint	12
Carbon Monoxide alarm	2
Chimney Fire	2
Dumpster Fire	1
Electrical Hazard	5
False Alarm	43
Fire hog/Saw Dust	1
Gas Spill/Leak	5
Hazardous Material Incident	1
Motor Vehicle Incident	40
Public Service	7
Structure Fire	12
Vehicle Fire	2
Wildland Fire	2
TOTAL	181

2022 FIRE FIGHTERS	
Position	Number
Fire Chief	1
Deputy Fire Chief	1
Assistant Chiefs	1
Training Officers	2
Captains	2
Lieutenants	2
Engineers	1
Fire Fighters	11
Fire Fighters (Probationary)	7
Junior Fire Fighters	4
TOTAL	21

Fire Department Action Planning

Actions Completed in 2022	Action Plan for 2023
Mackenzie specific alerting system – when system is in place will promote in Mackenzie, create policy for the alerting system.	Install the new Mackenzie Specific Alert System
Successfully hosted the FireSmart program for residents in Gantahaz and the Mackenzie townsite.	New Fire Hall is expected to be completed in June 2023
Organized and held curbside pick-up days in the Spring and Summer.	Training Firefighters is ongoing
Applied for a grant of \$25,000 from the UBCM for new Emergency Operations Centre equipment.	Providing assistance to BC Wildfire Services

Annual Report 2022

Designed and purchased a new ladder truck

New Fire Truck has been ordered and is due for delivery on June 12 2023

Purchased new Turnout gear

From the Community Resiliency Investment Grant \$82,800 will be used for the John Dahl Regional Park Fuel Treatment Project and \$67,200 set aside for community FireSmart initiatives and a revision to our Community Wildfire Resiliency Plan.

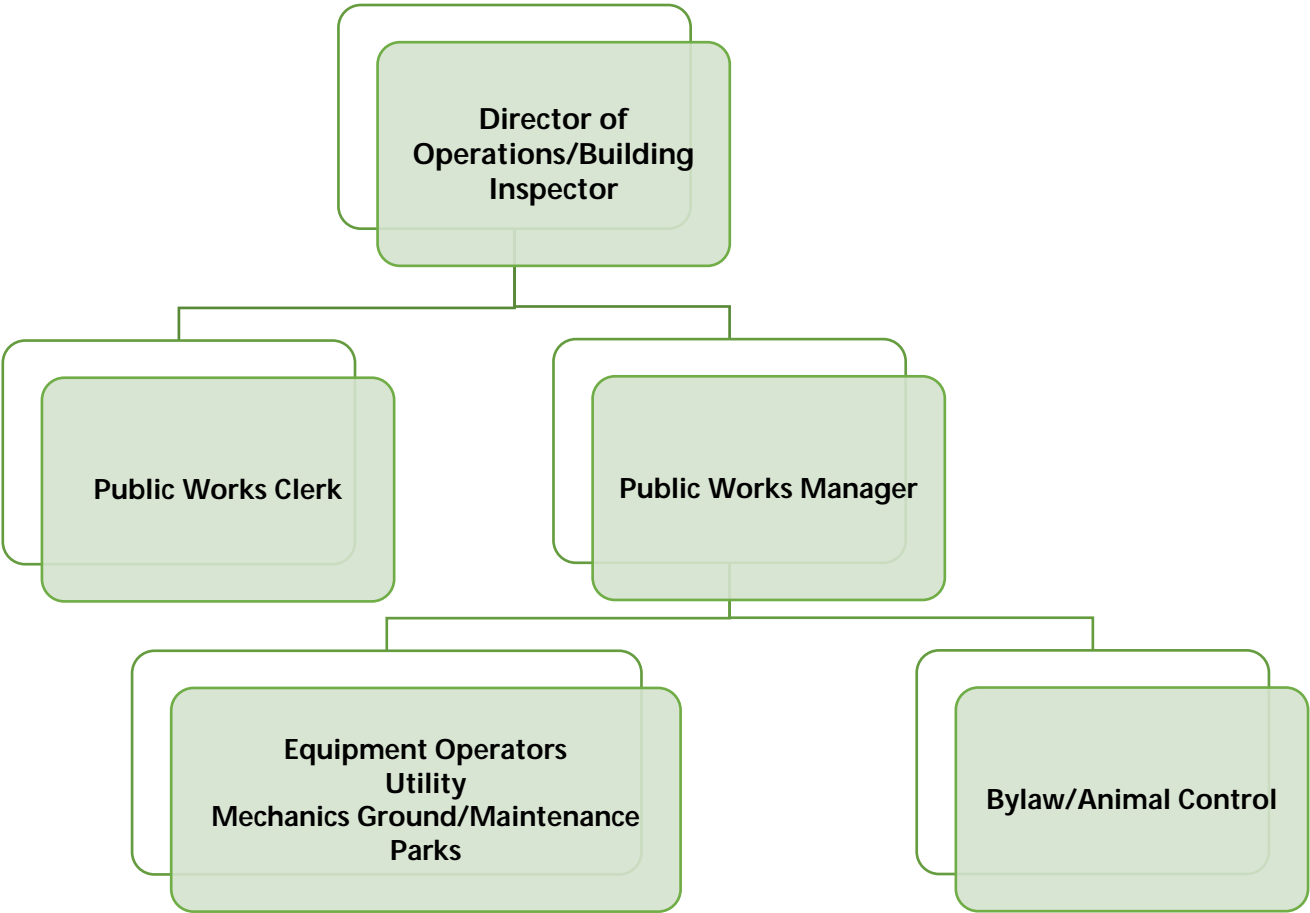
Received the Community Resiliency Investment Grant in May 2022 for \$150,000.





DISTRICT OPERATIONS

The Public Works Department is responsible for maintaining roads, sidewalks and walkways, boulevards, fire hydrants, public parks and beaches, ball diamonds and the Municipal Campground. It's also responsible for snow removal, residential and business garbage collection, sewage, and water systems, as well as maintaining the Municipal Airport.



Annual Report 2022

2022 By the Numbers	
Water pumped from the Town pump house (Imperial Gallons)	129,823,520
Water pumped from the Gantahaz pump house (Imperial Gallons)	Not Available*
Commercial Garbage Collected (kg)	682,880
Residential Garbage Collected (kg)	590,450
Total number of Fixed Wing Landings	283
Total number of Helicopter Landings	204
Fuel Purchases	455
Visits to town	89

*No Data was collected for Gantahaz in 2022 due to a flow meter malfunction. The faulty flow meter will be addressed as a Capital Project in the Action plan for 2023.

Bylaw & Animal Control	
Animals Impounded	39
Animals Adopted	0
Number of Tickets Issued	0
Dog Licenses Purchased	575

Permits & Licenses	
Business Licenses Awarded	289
Plumbing Permits Awarded	0
Building Permits Awarded	37

District Operations Action Planning

Actions Completed in 2022	Action Plan for 2023
Building Inspector obtained Level 2 Certification	Staff will continue taking courses. for skill development, building inspection, water and sewer and bylaw enforcement.
Water & Sewer Technicians obtained Level 1 Water, Hydrant Service 1, and Wastewater 1 Certifications	Induct new employees and training plans for each employee classification under development.
Inducted new employees and developed training plans for each employee classification.	Continue conducting building safety inspections in conjunction with joint OH&S.
Completed the RV Park Power Upgrade to 50-amp services project.	Repair faulty flow meter at Gantahaz pump station

Annual Report 2022

Completed the Airport fuel and terminal building project.

Update Operations policy and procedures.

Completed the Paving Plan preliminary assessment in preparation of invitation to tender

Initiate the roads and pathways replacement plans for the District.

Continue Asset Management Activities and Training

Continue Asset Management Activities and Training

Applied for Grant Funding to treat Gantahaz water for manganese removal

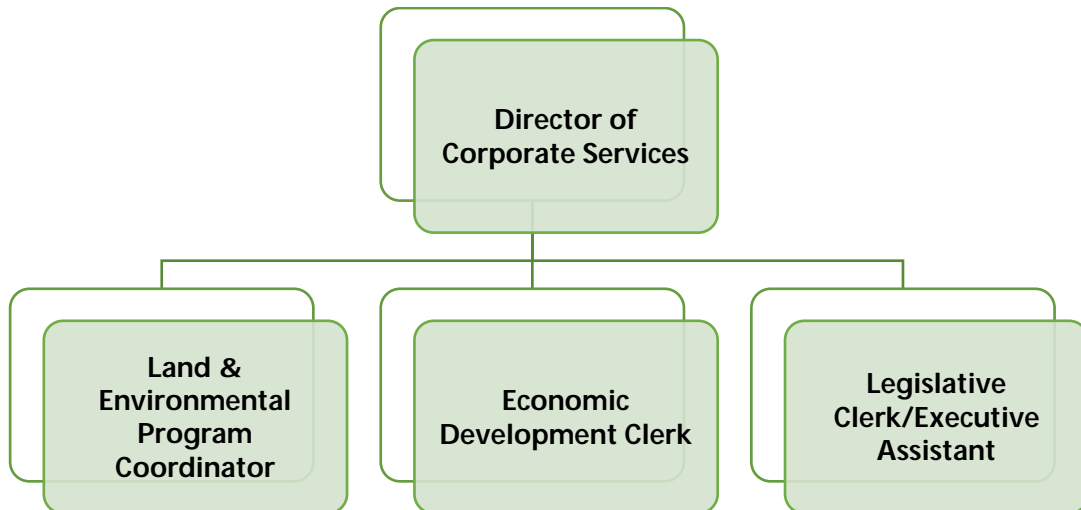
Review all options available for commercial garbage collection



CORPORATE SERVICES

Corporate Services supports Council and ensures the District performs all its legislative duties, including preparing for Council Meeting and administering local elections. In addition, the department is also directly responsible for, and assists other departments with reviewing and creating policies, procedures, and bylaws, legal matters, records management and Freedom of Information requests, land use agreements, development applications, environmental programs and reporting, communications, as well as economic development and tourism. New in 2022 was the establishment and support for a new Accessibility and Inclusion Advisory Committee. The department will provide support and help the new committee to provide advice and recommendations to Council on matters relating to citizens with disabilities, seniors and other citizens with access issues that may impede participation in everyday aspects of community living.

The department also works with Council, staff, and the community on long-term strategic planning, including the development of Mackenzie's Official Community Plan, Zoning Bylaw, Housing Needs Assessments, Economic Development and Tourism Plans, and Corporate and Community Environmental Plans.



Annual Report 2022

Corporate Services Action Planning

Actions Completed in 2022	Action Plan for 2023
Administered the Local General Election on October 15, 2022.	Finalize Audio/Visual project in Council Chambers and the Recreation Centre to allow live stream and recording of Council meetings.
Established an Accessibility and Inclusion Advisory Committee	Develop an Age-Friendly Accessibility and Inclusion Action Plan for the District.
Offered two in-takes of the Community Grants Program.	\$62,000 has been set aside for 2023's Community Grants Program.
Implemented new Climate Action Reserve Fund to support the Corporate Energy Emissions Plan	Create a new online Climate Action Dashboard to showcase District initiatives and plans.
Implement 2 nd Phase of Signage Strategy – Purchased and Installed new Street Banners and various trail signage.	Install final set of street banners and new billboards on either side of the Hwy 39/97 Junction and the corner of Mill Road/Hwy 39.
Participated on regional committees to promote tourism and economic development	Continue to participate on regional committees and marketing campaigns.
Provided Grant Writing Support Services and hosted a free Grant Writing Workshop.	Continue offering this service and host two free community grant writing workshops.
Updated marketing materials for Bell Place and the Industrial Site.	Finalize and launch a new Economic Development Website with land marketing and sector promotional information.
\$7,779 was provided to local business through the Business Façade Improvement Program.	Northern Development Initiative Trust has awarded the District \$20,000 to offer the Business Façade Improvement program this year.
Completed the Mackenzie 2.0 Marketing Materials project to promote resident/workforce attraction and new investment in the community.	Develop new Relocation Website and Welcome Guide to showcase Mackenzie 2.0 Marketing Materials.
Began a Downtown Vision and Action Plan as well as Development Permit Areas.	Finalize the Downtown Vision and Action Plan and Development Permit Areas project.
Continue to promote and support shop local initiatives.	Continue to promote and support shop local initiatives.
Implemented new public engagement website – Let's Chat Mackenzie	Develop Communications and Public Engagement Policies for the District.



CLIMATE ACTION

A key part of a local government's role in dealing with climate action is to reduce emissions caused by its own assets. The District of Mackenzie has signed the *Climate Action Charter*, committing the District to work towards being carbon-neutral in its own operations.

In 2021, the District developed a Corporate Energy and Emissions Plan to help prioritize actions to meet this goal. Included in the plan were a number of recommended action items. The following table outlines our progress as we move work through the plan:

	ACTION	Complete	2023 - 2024	Ongoing	Research Required
1.1	Build energy efficient buildings ¹	X		X	
1.2	Build energy efficient infrastructure			X	
1.3	Optimize siting and orientation of new buildings			X	
2.1	Conduct building energy audits	X		X	
2.2	Implement energy retrofits recommended by building energy audits **	X	X		
2.3	Conduct energy-focused operational review of infrastructure		X		
2.4	Implement measures from operational review of infrastructure			X	
2.5	Incorporate energy management into annual building maintenance procedures	X	X	X	
3.1	Install solar PV on corporate buildings ²		X		
3.2	Low-carbon heating systems for buildings				X
3.3	Conduct corporate renewable energy study				X
4.1	Right-size vehicles for assigned tasks	X	X		
4.2	Develop a vehicle purchasing policy		X		
4.3	Invest in EVs and EV Charging Stations ³	X			
4.4	Assess renewable fuels for corporate fleet		X	X	
4.5	Fuel efficient driver training & anti-idling policy		X	X	
4.6	Energy-focused fleet maintenance		X	X	
4.7	Encourage employee carpooling where possible			X	
4.8	Provide end of trip facilities			X	
5.1	Have dedicated staff person or department for plan implementation	X			
5.2	Allocate funds for plan implementation	X		X	
5.3	Develop KPIs, monitor and track for progress	X	X		
5.4	Demonstrate leadership on corporate waste and water				X
5.5	Join PCP	X			
5.6	Become carbon neutral through offsets				X

¹ 1.1 New Fire Hall is being built to new BC Step Code standards for energy efficiency. Any future buildings will be built to the same or higher standards.

² 2.2 Energy upgrades are being completed as budget allows. Some upgrades are being combined with larger retrofit projects and will be held off until all can be completed at once.

³ 4.3 The District entered into a memorandum of understanding with BC Hydro in 2022 to participate in their EV Charging Station network expansion. A new charging station will be installed in the community in 2023

Climate Action in Mackenzie

- In 2021 BC Hydro approached multiple municipalities in the north to confirm interest. In 2022, District staff worked with BC Hydro to survey potential sites for Electric Vehicle charging stations.
- Installation of this charging station will cost the District of Mackenzie \$0. The charging station is funded through a BC Hydro application to the Zero Emission Vehicle Infrastructure Program. Funding from BC Hydro, the BC Government, and Natural Resources Canada combine for a total of \$250,000 going towards the installation of the charging station.
- The District of Mackenzie will be responsible for the regular maintenance of the station once the charging stations are installed. This includes clearing snow and garbage from the parking spots, as well as repairing potholes, re-painting faded parking lines, and ensuring that the charging station is well lit. BC Hydro will be responsible for the maintenance and repair of the charging equipment.

Climate Action is a priority for the District of Mackenzie. The District pursued two initiatives in 2022: electric vehicle charging stations and local agriculture

- Council approved gifting Lot 10 District Lot 12479 Cariboo District Plan EPP35189 to the Omineca Growers Society on August 22nd
- This land can be used for a variety of agriculture, such as: wheat, vegetables, fruits, greenhouses, bee keeping, dairy and poultry products, and the raising of cattle, hogs, sheep or other animals.
- It is anticipated that using the lot for agriculture will encourage a sustainable local food economy.

- District of Mackenzie staff connect with members of the Northern BC Climate Action Network (NorthCAN).
- Members of NorthCan connect with members from other local governments, indigenous communities, institutions, businesses, and NGOs to support Climate Action. All members share knowledge, experience, and expertise to find, collaborate, and support climate action.

ECONOMIC DEVELOPMENT

In 2021, the District completed the *Mackenzie 2.0 Community Economic Development Plan* a community-based, roadmap for creating a strong, vibrant, and diverse local economy. Building on our community's existing strengths, *Mackenzie 2.0* outlines community identified actions and strategies towards building an environmentally and financially sustainable local economy centered on diversity and inclusion.

Mackenzie 2.0's Objectives were developed by drawing on past plans and with input from the community. The objectives are at the core of our strategy, identifying what *Mackenzie 2.0* will help to achieve. They are presented here as they were prioritized through community feedback.

- **Support a resilient economy**
- **Promote good local jobs**
- **Support and grow local business**
- **Attract new, compatible economic activity**
- **Nurture strategic partnerships**
- **Enhance the District's fiscal health**
- **Protect our environment**

The seven objectives fit within overarching Strategy Areas, which guide how Mackenzie will pursue economic development. These are listed in order of where the most impact will be made, as identified by the community.

- **Industry Supports**
- **Local business and entrepreneurship**
- **Quality of life**
- **Local food economy**
- **Resident attraction and retention**
- **District revenue generation**
- **Collaboration and partnerships**

Lastly, the next page summarizes the recommended actions from *Mackenzie 2.0* and progress to date. They are categorized as follows:

- **Foundational Actions** – Actions that should be ongoing and will support all other actions.
- **Underway Actions** – Actions that are already underway or have already been included in a work plan to be completed in the near future.
- **Quick Wins** - Actions that require minimal funding, minimal stakeholder involvement, and can be initiated within the first year.

Annual Report 2022

- **Simple Actions** - requires some funding and some stakeholder involvement and can be initiated within the first one to three years.
- **Complex Actions** - require significant funding, extensive stakeholder engagement, and a multi-year effort.

ACTION		Complete	In Progress	Ongoing	Research Required
Foundational					
F1	Target and incentivize (tax, permit, land, buildings) industrial development in emerging sectors and secondary industries, promoting Mackenzie's energy and land availability	X		X	
F2	Support opportunities for natural resource development			X	
F3	Continue to pursue shared economic development opportunities and partnerships with neighbouring First Nations			X	
F4	Actively seek opportunities for partnerships with other levels of government, agencies and not-for-profits to promote economic development in Mackenzie.			X	
Underway					
U1	Continue seeking high speed internet for the whole community		X	X	
U2	Provide development incentive to projects to meet strategic community needs (e.g. public parks, rec facilities)			X	
U3	Continue developing and expanding local recreation trail amenities	X		X	
U4	Continue to improve District-wide wayfinding and signage.	X	X	X	
U5	Continue to offer and facilitate access to programs that support local businesses, both new and existing			X	
U6	Continue to foster collaboration between industry, major employers, and schools to match skills/training with emerging industry needs.			X	
U7	Continue strategic land sales.	X		X	
U8	Update and maintain inventory of businesses operating in Mackenzie	X		X	
Quick Wins					
QW1	Support more events and festivals that link with local businesses	X		X	
QW2	Expand upon recreation rentals; could be promoted as a business opportunity and offered additional marketing		X	X	

Annual Report 2022

	ACTION	Complete	In Progress	Ongoing	Research Required
QW3	Support improving and promoting local recreation and trail amenities with simple interventions such as string lights along trails.	X	X	X	
QW4	"Working with the District 101" – Promote District procurement process.			X	X
QW5	Distribute promotional materials to attract and welcome new residents, remote workers, and home-based businesses.		X	X	
QW6	Maintain and publicize a land inventory focusing on industrial land and including vacant downtown lots and buildings.		X		
QW7	How a Community-to-Community forum with local First Nation and District of Mackenzie		X		
Simple					
S1	Promote creative use of gathering spaces and underutilizes/empty buildings and lots			X	
S2	Encourage small scale agriculture and agrotourism (including food production and sales_ on larger, semi-rural residential lots.	X	X	X	
S3	Support business-to-business opportunities and networking	X		X	
S4	Host regional technology and innovation meet-ups				X
S5	Encourage local procurement by large and small purchasers and organizations			X	
S6	Explore interest in establishing a Business Improvement Area				X
S7	Encourage a local commissary kitchen by collaborating with local commercially-certified kitchens				X
S8	Conduct a feasibility study on the demand for additional and modern/office and/or co-working space within Mackenzie				X
Complex					
C1	Develop an improved cohesive downtown Mackenzie look and feel through incentivizing public art, storefront, beautification, hardscaping, and landscaping.	X	X	X	
C2	Work with Province to promote and facilitate forestry innovation and emerging technology (e.g. value-added forestry products)			X	X
C3	Support diversifying our housing stock (age-friendly homes, alrger rural lots, recreational properties, etc.)			X	
C4	Work with employers and organizations to create shared childcare solutions		X	X	
C5	Explore shared agriculture amenities				X

Annual Report 2022

	ACTION	Complete	In Progress	Ongoing	Research Required
C6	Seek opportunities for attracting public services (e.g., government offices, health and education facilities)				
C7	Continue to support airport development	X	X	X	
C8	Encourage multi-modal transportation to and within the Downtown Core and provide supporting infrastructure		X	X	X

Notes:

- If an action item has multiple status boxes checked off, this means that there may be more than one project associated with this action and that some work has been completed already, but there may be ongoing activities or new projects in the works also that support these actions.

2022 Highlights from the Economic Development Department have been included on the next page.

The District of Mackenzie works to champion business opportunities for both new and established organizations.

This year started with the District of Mackenzie hiring a new Economic Development Clerk and staffing a booth at the Spring Expo, but 2022 still had more in store!

Bruce the Moose

The District of Mackenzie debuted Bruce the Moose, a district Mascot that shops local. Bruce works alongside other shop local initiatives to encourage economic growth for local businesses.



Economic Development

Mackenzie 2.0

This year the economic development website for the District of Mackenzie was updated. Now visitors can find:

- Industry-specific pages.
- One-page Industry Quicksheets that condense and present all the important information
- Professional Photography
- Videos!

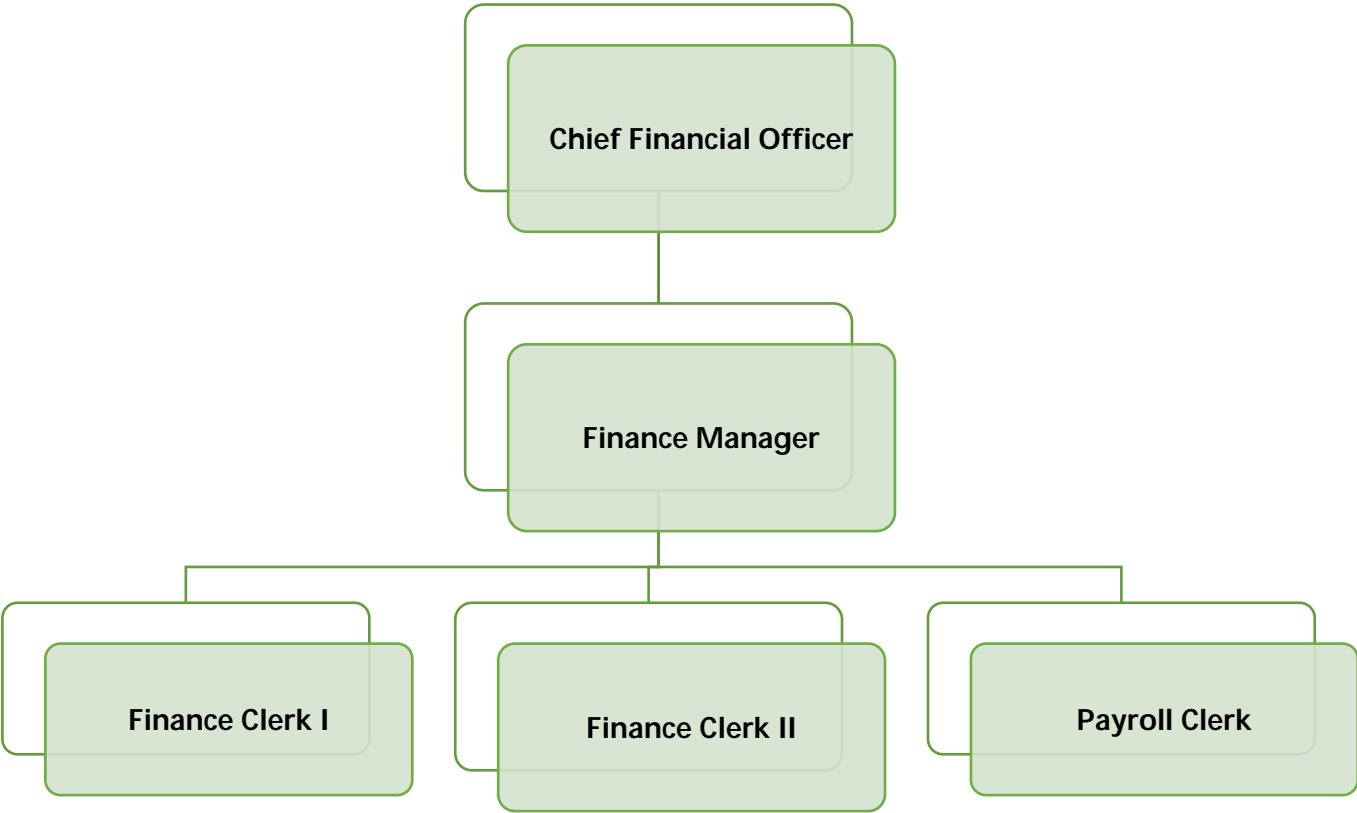
Grants

The District provided grant writing support to various organizations in Mackenzie, and has been awarded grants for initiatives like the Age-Friendly Accessibility and Inclusion Plan & Tourism Guide and Map Brochure.

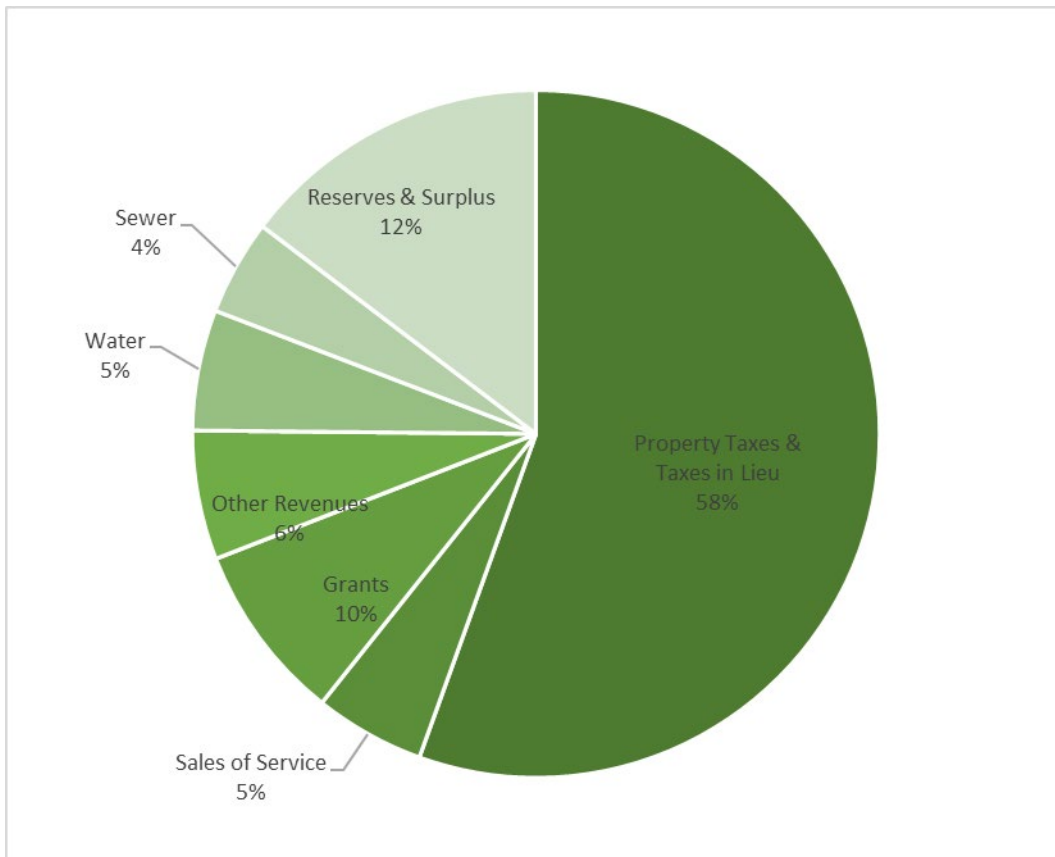


FINANCIAL SERVICES

The Financial Services department is responsible for following legislative procedures related to local government finances including: financial planning, reporting, revenues (taxes and fees), liabilities, capital financing, and development financing.



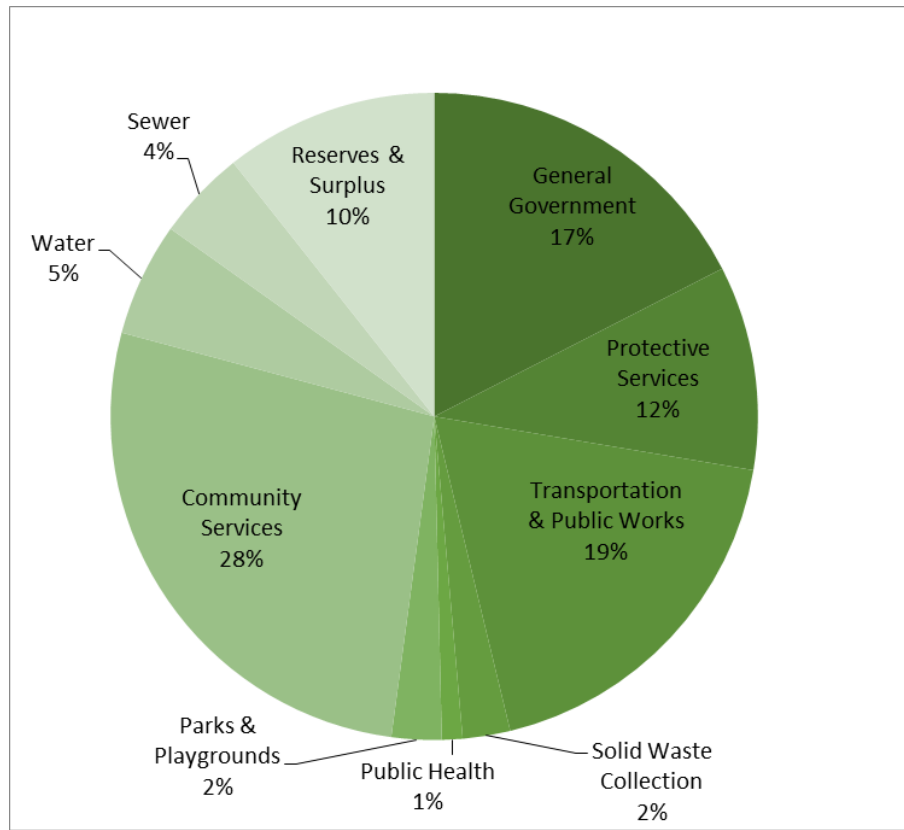
2022 Final Budget Revenue Sources



Revenue Source	Amount
Property Taxes & Taxes in Lieu	\$7,702,507
Sales of Service	\$720,998
Grants	\$1,161,549
Other Revenue	\$843,005
Water	\$787,622
Sewer	\$623,278
Reserves & Surplus	\$2,035,341
Total Budgeted Revenue	<u>\$13,874,300</u>

Annual Report 2022

2022 Final Budget Expenditures



Expenditures by Department

Department	Amount
General Government	\$2,421,374
Protective Services	\$1,416,019
Transportation and Public Works	\$2,576,166
Garbage & Waste Collection	\$329,152
Public Health	\$143,111
Parks and Playgrounds	\$345,964
Community Services	\$3,752,616
Water Operations	\$787,622
Sewer Operations	\$623,278
Reserves and Surplus	\$1,478,998
Total Budgeted Expenditure	<u>\$13,874,300</u>

Finance Action Planning

Actions Completed in 2022	Action Plan for 2023
Hosted public engagement sessions and survey regarding the 2022 budget.	Update Purchasing/Procurement Policy.
Further developed the 10-year capital plan to ensure projects and asset replacements are identified.	Update Tangible Capital Asset Policy to be more in line with operations and expectations.
Scoping of assets that have retirement obligations was completed for the new Public Sector Accounting Board (PSAB) standard on asset retirement obligations.	Create policy and procedures for asset retirement obligations.



Annual Report 2022

2022 GRANT FUNDING

The District applies for numerous grants each year. The grants allow the District to access additional funding and reduce the burden on the taxpayer. Below is the list of grants the District applied for and the status of the applications for 2022.

Project Name	Funder	Approval/Status	Grant Amount
2022 District Intern	NDIT	Approved	\$40,000
Active Transportation Plan	Government of Canada	Approved	\$50,000
Age-Friendly Accessibility and Inclusion Action Plan	Province of BC	Approved	\$25,000
Business Façade Improvement Program	NDIT	Approved	\$20,000
Childcare Project Manager	NDIT	Approved	\$106,312
Community Bike Park and Ski Hill Upgrade Project	South Peace Mackenzie Trust	Approved	\$250,000
Ec Dev Capacity 2022	NDIT	Approved	\$50,000
Family Day 2022	Province of BC	Approved	\$1,000
Grant Writing Support Mackenzie – 2022	NDIT	Approved	\$8,000
Grant Writing Support Mackenzie -2023	NDIT	Approved	\$8,000
Love Mackenzie	NDIT	Approved	\$1,200
Mackenzie 2.0 Marketing Materials	NDIT	Approved	\$20,000
Tourism Guide and Map Brochure	South Peace Mackenzie Trust	Approved	\$13,050
UBCM-EOC-Communications Upgrades	UBCM	Approved	\$25,000
DOM Road Rehabilitation	UBCM	Denied	\$822,010
Roadway Inventory Study	UBCM	Denied	\$95,000
Gantahaz Water Treatment	Province of BC	Pending	\$590,000

Annual Report 2022

Project Name	Funder	Approval/Status	Grant Amount
Tourism Guide and Map Brochure	NDIT	Pending	\$8,127.30

Total Funding Applied For \$2,132,789.30

Total Funding Approved \$617,562

Total Funding Pending \$598,127.30

Total Funding Denied \$917,010

2022 GRANT FUNDING

The District receives provincial and federal grant transfers every year. These transfers help to offset the cost of services and aid in funding capital projects.

Grant Source	Amount	Total
Provincial Grants Total		\$3,808,078
Conditional	\$3,584,001	
Unconditional	\$224,077	
Federal Grants Total		\$283,429
Unconditional	\$283,429	
TOTAL GOVERNMENT TRANSFERS		\$4,091,507

GRANTS TO ORGANIZATIONS

The District provides cash grants, grants-in-kind, and rental space to the many community groups in Mackenzie.

The 2022 Community Grants Budget was \$95,000. The approved special project requests totaled \$23,661.99, the Fee-For Service Arrangements Requests totaled \$24,020, leaving a remaining balance of \$47,318.01 in the Community Grants Budget.

Organization	Rent Subsidy	Capital Expenditure	Special Project
Curl Mackenzie			\$4,100
Mackenzie Alpine Horse Riders Club			\$4,400
Mackenzie Counselling Services			\$10,075.99
Mackenzie Fish and Game Association			\$1,586
Mackenzie Nature Observatory			\$1,830
Mackenzie Nordiques Cross Country Ski Club			\$1,600
Mackenzie Outdoor Route & Trail Association			\$5,800
Rotary Club of Mackenzie			\$600
St. Peter's Pantry			\$3,500
The 92			\$1,020
2022 Community Grants Budget			\$95,000
Total Special Project Requests Approved			\$34,512
Budget Remaining			\$60,488

Annual Report 2022

Fee for Service Agreements

The District provides fee-for-service agreements to organizations for on-going operational support. This agreement may be considered when the recipient is a not-for-profit organization delivering a service or program that extends the reach of the District programs and services. The following is a list of organizations that have fee for service agreements with the District:

Mackenzie and District Museum - \$12,000	Mackenzie Chamber of Commerce – \$41,600.00 Service Fees and \$4,000 Rent Subsidy	Mackenzie Golf and Country Club - \$15,000
Mackenzie Autumn Lodge Society – \$25,000	Mackenzie Community Arts Council - \$28,000	Mackenzie Outdoor Routes and Trail Association - \$15,000

Rental Space in District Facilities

The District provides accommodation or equipment storage space free of charge to non-profit or sports organizations that are presently allocated space in the Recreation Services Complex, the Ernie Bodin Community Centre, and Fire Hall #1 and 2 subject to availability. Following is a list of organizations that received this benefit in 2021:

Canadian Red Cross	Mackenzie Community Arts Council	Minor Lacrosse
CHMM Radio Station	Mackenzie Figure Skating Club	Northern Pioneers AA Group
CUPE Local 3706	Mackenzie Minor Baseball	Notable Expressions
Figure Skating Club	Mackenzie Nordiques	Old Timers Hockey
Girl Guides of Canada	Mackenzie Outdoor Routes and Trails Association	Rainbow Swim Club
Hospital Auxiliary Thrift Store	Mackenzie Search & Rescue	Rocky Mountain Riders
Mackenzie & District Museum	Mackenzie Soccer Association	Speed Skating Club
Mackenzie Autumn Lodge Society	Minor Hockey Association	

PERMISSIVE TAX EXEMPTIONS

In accordance with Section 98(2) (b) of the *Community Charter*, the following properties in the District of Mackenzie were provided permissive property tax exemptions for 2022 by Council:

Organization	2022 Value of Exemption
Canadian Baptists of Western Canada	\$1,780.42
Living Joy Christian Centre	\$1,246.41
Mackenzie Alpine Riders Horse Club (300 Mill Road)	\$4,192.05
Mackenzie Alpine Riders Horse Club (651 Mill Road)	\$1,481.76
Mackenzie Elks Lodge #547	\$2,382.17
Mackenzie Fish and Game Association	\$1,214.43
Mackenzie Golf & Country Club	\$4,126.62
Mackenzie Nordiques Cross-Country Ski Club	\$534.33
Mackenzie Sikh Society	\$1,812.54
Roman Catholic Episcopal Church	\$2,816.33
Royal Canadian Legion	\$1,173.27
Trustees Congregation of Jehovah's Witnesses	\$554.09
Youth for Christ Prince George	\$2,146.64

DECLARATION OF DISQUALIFICATIONS

There were no declarations of disqualifications made in 2022.

AUDITED FINANCIAL STATEMENTS

The 2022 District of Mackenzie Consolidated Financial Statements are attached to the end of this report.

Consolidated Financial Statements of



DISTRICT OF MACKENZIE

And independent Auditor's Report thereon

Year ended December 31, 2022

Management Responsibility for the Consolidated Financial Statements

Independent Auditor's Report

Consolidated Financial Statements

Consolidated Statement of Financial Position	4
Consolidated Statement of Operations and Accumulated Surplus	5
Consolidated Statement of Change in Net Financial Assets	6
Consolidated Consolidated Statement of Cash Flows	7
Notes to Consolidated Financial Statements	8 - 30
Schedules to Financial Statements	31 - 32



DISTRICT OF MACKENZIE

MANAGEMENT'S RESPONSIBILITY FOR THE CONSOLIDATED FINANCIAL STATEMENTS

The accompanying consolidated financial statements of the District of Mackenzie (the "District") are the responsibility of the District's management and have been prepared in compliance with legislation, and in accordance with generally accepted accounting principles for local governments established by the Public Sector Accounting Board of the Chartered Professional Accountants of Canada. A summary of the significant accounting policies are described in Note 1 to the consolidated financial statements. The preparation of consolidated financial statements necessarily involves the use of estimates based on management's judgment, particularly when transactions affecting the current accounting period cannot be finalized with certainty until future periods.

The District's management maintains a system of internal controls designed to provide reasonable assurance that assets are safeguarded, transactions are properly authorized and recorded in compliance with legislative and regulatory requirements, and reliable financial information is available on a timely basis for preparation of the consolidated financial statements. These systems are monitored and evaluated by management.

Mayor and Council meet with management and the external auditors to review the consolidated financial statements and discuss any significant financial reporting or internal control matters prior to their approval of the consolidated financial statements.

The consolidated financial statements have been audited by KPMG LLP, independent external auditors appointed by the District. The accompanying Independent Auditor's Report outlines their responsibilities, the scope of their examination and their opinion on the District's consolidated financial statements.

Mrs. Diane Smith, *Chief Administrative Officer*

Mrs. Kerri Borne, *Chief Financial Officer*



KPMG LLP
177 Victoria Street, Suite 400
Prince George BC V2L 5R8
Canada
Tel 250-563-7151
Fax 250-563-5693

INDEPENDENT AUDITOR'S REPORT

To the Mayor and Council of District of Mackenzie

Opinion

We have audited the consolidated financial statements of District of Mackenzie (the "District"), which comprise:

- the consolidated statement of financial position as at December 31, 2022
- the consolidated statement of operations and accumulated surplus for the year then ended
- the consolidated statement of change in net financial assets for the year then ended
- the consolidated statement of cash flows for the year then ended
- and notes to the consolidated financial statements, including a summary of significant accounting policies

(Hereinafter referred to as the "financial statements").

In our opinion, the accompanying consolidated financial statements present fairly, in all material respects, the consolidated financial position of the District as at December 31, 2022 and its consolidated results of operations, its consolidated changes in net financial assets and its consolidated cash flows for the year then ended in accordance with Canadian public sector accounting standards.

Basis for Opinion

We conducted our audit in accordance with Canadian generally accepted auditing standards. Our responsibilities under those standards are further described in the "**Auditor's Responsibilities for the Audit of the Financial Statements**" section of our auditor's report.

We are independent of the District in accordance with the ethical requirements that are relevant to our audit of the financial statements in Canada and we have fulfilled our other responsibilities in accordance with these requirements.

We believe that the audit evidence we have obtained is sufficient and appropriate to provide a basis for our opinion.

Other Information

Management is responsible for the other information. The other information comprises:

- Information, other than the financial statements and the auditor's report thereon, included in Schedule 1 - Northern Capital Planning Reserve and Schedule 2 - COVID-19 Safe Restart Grant



Our opinion on the financial statements does not cover the other information and we do not and will not express any form of assurance conclusion thereon.

In connection with our audit of the financial statements, our responsibility is to read the other information and, identified above and, in doing so, consider whether the other information is materially inconsistent with the financial statements or our knowledge obtained in the audit, or otherwise appears to be materially misstated.

We obtained the Information, other than the financial statements and the auditor's report thereon, included in Schedule 1 - Northern Capital Planning Reserve and Schedule 2 - COVID-19 Safe Restart Grant as at the date of this auditor's report. If, based on the work we have performed on this other information, we conclude that there is a material misstatement of this other information, we are required to report that fact in the auditor's report.

We have nothing to report in this regard.

Responsibilities of Management and Those Charged with Governance for the Financial Statements

Management is responsible for the preparation and fair presentation of the financial statements in accordance with Canadian public sector accounting standards, and for such internal control as management determines is necessary to enable the preparation of financial statements that are free from material misstatement, whether due to fraud or error.

In preparing the financial statements, management is responsible for assessing the District's ability to continue as a going concern, disclosing, as applicable, matters related to going concern and using the going concern basis of accounting unless management either intends to liquidate the District or to cease operations, or has no realistic alternative but to do so.

Those charged with governance are responsible for overseeing the District's financial reporting process.

Auditor's Responsibilities for the Audit of the Financial Statements

Our objectives are to obtain reasonable assurance about whether the financial statements as a whole are free from material misstatement, whether due to fraud or error, and to issue an auditor's report that includes our opinion.

Reasonable assurance is a high level of assurance, but is not a guarantee that an audit conducted in accordance with Canadian generally accepted auditing standards will always detect a material misstatement when it exists.

Misstatements can arise from fraud or error and are considered material if, individually or in the aggregate, they could reasonably be expected to influence the economic decisions of users taken on the basis of the financial statements.

As part of an audit in accordance with Canadian generally accepted auditing standards, we exercise professional judgment and maintain professional skepticism throughout the audit.



Page 3

We also:

- Identify and assess the risks of material misstatement of the financial statements, whether due to fraud or error, design and perform audit procedures responsive to those risks, and obtain audit evidence that is sufficient and appropriate to provide a basis for our opinion.

The risk of not detecting a material misstatement resulting from fraud is higher than for one resulting from error, as fraud may involve collusion, forgery, intentional omissions, misrepresentations, or the override of internal control.

- Obtain an understanding of internal control relevant to the audit in order to design audit procedures that are appropriate in the circumstances, but not for the purpose of expressing an opinion on the effectiveness of the District's internal control.
- Evaluate the appropriateness of accounting policies used and the reasonableness of accounting estimates and related disclosures made by management.
- Conclude on the appropriateness of management's use of the going concern basis of accounting and, based on the audit evidence obtained, whether a material uncertainty exists related to events or conditions that may cast significant doubt on the District's ability to continue as a going concern. If we conclude that a material uncertainty exists, we are required to draw attention in our auditor's report to the related disclosures in the financial statements or, if such disclosures are inadequate, to modify our opinion. Our conclusions are based on the audit evidence obtained up to the date of our auditor's report. However, future events or conditions may cause the District's to cease to continue as a going concern.
- Evaluate the overall presentation, structure and content of the financial statements, including the disclosures, and whether the financial statements represent the underlying transactions and events in a manner that achieves fair presentation
- Communicate with those charged with governance regarding, among other matters, the planned scope and timing of the audit and significant audit findings, including any significant deficiencies in internal control that we identify during our audit.
- Obtain sufficient appropriate audit evidence regarding the financial information of the entities or business activities within the group to express an opinion on the financial statements. We are responsible for the direction, supervision and performance of the group audit. We remain solely responsible for our audit opinion.

KPMG LLP

Chartered Professional Accountants

Prince George, Canada

May 8, 2023



DISTRICT OF MACKENZIE

Consolidated Statement of Financial Position

December 31, 2022, with comparative information for 2021

	2022	2021
Financial assets:		
Cash and cash equivalents	\$ 2,717,968	\$ 7,519,153
Accounts receivable (note 2)	1,315,842	1,698,756
Investments (note 3)	21,054,027	16,150,662
Investment in government business entities (note 4)	3,483,036	3,823,062
	<u>28,570,873</u>	<u>29,191,633</u>
Financial liabilities:		
Accounts payable and accrued liabilities (note 5)	1,592,973	2,075,552
Deferred revenue	461,936	682,539
	<u>2,054,909</u>	<u>2,758,091</u>
Net financial assets	26,515,964	26,433,542
Non-financial assets:		
Tangible capital assets (note 6)	45,767,852	44,776,882
Assets held for resale (note 7)	1,601,866	1,601,866
Inventory	103,074	70,731
Prepaid expenses	292,534	264,878
	<u>47,765,326</u>	<u>46,714,357</u>
Commitments and contingencies (note 8)		
Accumulated surplus (note 9)	<u>\$ 74,281,290</u>	<u>\$ 73,147,899</u>

See accompanying notes to consolidated financial statements.

Mayor

Chief Financial Officer

DISTRICT OF MACKENZIE

Consolidated Statement of Operations and Accumulated Surplus

Year ended December 31, 2022, with comparative information for 2021

	Budget (note 12)	2022	2021
Revenue (note 13):			
Net taxation revenue (note 10)	\$ 5,068,457	\$ 5,070,517	\$ 5,360,467
Sale of services	754,698	361,171	291,886
Government transfers (note 11)			
Provincial	3,368,974	3,808,078	4,227,341
Federal	253,340	283,429	481,087
Other	291,372	581,036	1,317,698
Investments and penalties	301,000	610,704	254,704
Other	384,300	212,546	214,170
Licenses and permits	75,225	84,268	103,544
User fees	1,157,576	1,699,553	1,503,293
Income from investments in government business entities and partnerships	-	9,974	-
	<u>11,654,942</u>	<u>12,721,276</u>	<u>13,754,190</u>
Expenses (note 13):			
Community services	4,098,579	3,984,197	3,906,168
Garbage and waste collection	329,152	361,703	344,385
General government	2,322,675	2,171,627	1,987,498
Protective services	1,416,019	1,177,987	1,988,199
Environmental and public health	143,111	139,885	108,294
Sewer system	623,278	392,956	368,908
Transportation services	2,674,866	2,802,558	2,760,808
Water utility	787,622	556,972	510,504
Loss from investments in government business entities and partnerships	-	-	61,220
	<u>12,395,302</u>	<u>11,587,885</u>	<u>12,035,984</u>
Annual (deficit) surplus	(740,360)	1,133,391	1,718,206
Accumulated surplus, beginning of year	73,147,899	73,147,899	71,429,693
Accumulated surplus, end of year	\$ 72,407,539	\$ 74,281,290	\$ 73,147,899

See accompanying notes to consolidated financial statements.



DISTRICT OF MACKENZIE

Consolidated Statement of Change In Net Financial Assets

Year ended December 31, 2022, with comparative information for 2021

	Budget (Note 12)	2022	2021
Annual surplus	\$ (740,360)	\$ 1,133,391	\$ 1,718,206
Acquisition of tangible capital assets	(10,261,896)	(2,901,509)	(4,791,134)
Amortization of tangible capital assets	1,786,032	1,845,828	1,792,044
Loss on sale of tangible capital assets	-	64,711	36,178
Gain on sale of assets held for sale	-	-	(262,292)
Proceeds on sale of assets held for sale	-	-	395,000
	(8,475,864)	(990,970)	(2,830,204)
Acquisition of inventory	-	(103,074)	(70,731)
Acquisition of prepaid expenses	-	(292,534)	(264,878)
Consumption of inventory	-	70,731	27,686
Use of prepaid expenses	-	264,878	293,115
	-	(59,999)	(14,808)
Change in net financial assets	(9,216,224)	82,422	(1,126,806)
Net financial assets, beginning of year	26,433,542	26,433,542	27,560,348
Net financial assets, end of year	\$ 17,217,318	\$ 26,515,964	\$ 26,433,542

See accompanying notes to consolidated financial statements.



DISTRICT OF MACKENZIE

Consolidated Statement of Cash Flows

Year ended December 31, 2022, with comparative information for 2021

	2022	2021
Cash provided by (used in):		
Operating activities:		
Annual surplus	\$ 1,133,391	\$ 1,718,206
Items not involving cash:		
Amortization of tangible capital assets	1,845,828	1,792,044
Loss on sale of tangible capital assets	64,711	36,178
(Income) loss from investments in government business entities	(9,974)	61,220
Gain on sale of assets held for resale (note 7)	-	(262,292)
Changes in non-cash operating working capital:		
Accounts receivable	382,914	849,012
Inventory	(32,343)	(43,045)
Accounts payable and accrued liabilities	(482,579)	(493,345)
Deferred revenue	(220,603)	(209,752)
Prepaid expenses	(27,656)	28,237
Net change in cash from operating activities	2,653,689	3,476,463
Investing activities:		
Investment purchases	(4,903,365)	(3,200,335)
Proceeds on sale of assets held for resale	-	395,000
Acquisition of tangible capital assets	(2,901,509)	(4,791,134)
Distribution from government business partnership	350,000	500,000
	(7,454,874)	(7,096,469)
Decrease in cash and cash equivalents	(4,801,185)	(3,620,006)
Cash and cash equivalents, beginning of year	7,519,153	11,139,159
Cash and cash equivalents, end of year	\$ 2,717,968	\$ 7,519,153

See accompanying notes to consolidated financial statements.

District of Mackenzie (the "District") is a municipality that was created in 1966 under the Community charter, formerly the Municipal Act, a statute of the Province of British Columbia. The District's principal activities include the provision of local government services to residents of the incorporated area. These services include administrative, protective, transportation, environmental, recreational, water, waste water and fiscal services.

1. Significant accounting policies:

These consolidated financial statements are prepared in accordance with Canadian generally accepted accounting principles for governments as recommended by the Public Sector Accounting Board ("PSAB") of the Chartered Professional Accountants of Canada. Significant accounting policies adopted by the District are as follows:

(a) Basis of consolidation:

(i) Consolidated entities:

The consolidated financial statements reflect the assets, liabilities, revenues and expenses of the reporting entity. The reporting entity is comprised of all organizations, committees and local boards accountable for the administration of their financial affairs and resources to the District and which are owned or controlled by the District.

Included in these consolidated financial statements is the Mackenzie Public Library which is controlled by the District.

(ii) Accounting for Region and School Board transactions:

The taxation, other revenues, expenses, assets and liabilities with respect to the operations of the Region and the School District are not reflected in these consolidated financial statements.

(iii) Trust funds:

Trust funds and their operations administered by the District are not included in these consolidated financial statements.

DISTRICT OF MACKENZIE

Notes to Consolidated Financial Statements (continued)

Year ended December 31, 2022

1. Significant accounting policies (continued):

(a) Basis of consolidation (continued):

(iv) Investment in government business entities:

The District records its investments in government business enterprises ("GBEs") and government business partnerships ("GBPs") on a modified equity basis. Under the modified equity basis, the GBEs and GBPs accounting policies are not adjusted to conform with those of the District and inter-organizational transactions and balances are not eliminated. The District recognizes its equity interest in the annual earnings or loss of the GBEs and GBPs in its consolidated statement of operations and accumulated surplus with a corresponding increase or decrease in its investment asset account. Any dividends or other cash distributions are recorded as a reduction to the investment asset account. The GBEs and GBPs account for their transactions under accounting standards for private enterprises due to the fact that management believes that the difference between accounting standards from private enterprises and public sector accounting standards are not significant.

The District's investment in government business enterprises and partnerships consist of:

- McLeod Lake Mackenzie Community Forest Corporation 50%
- McLeod Lake Mackenzie Community Forest Limited Partnership 50%

(b) Basis of accounting:

The District follows the accrual method of accounting for revenues and expenses. Revenues are normally recognized in the year in which they are earned and measurable. Expenses are recognized as they are incurred and measurable as a result of receipt of goods and services and/or the creation of a legal obligation to pay.

(c) Revenue recognition:

Taxation and user fee revenues are recognized in accordance with the provisions of the Community Charter. The District is required to act as the agent for the collection of certain taxes and fees imposed by other authorities. Collections for other authorities are excluded from the District's taxation revenues.

Revenue unearned in the current period is reported on the consolidated statement of financial position as deferred revenue or deposits.

DISTRICT OF MACKENZIE

Notes to Consolidated Financial Statements (continued)

Year ended December 31, 2022

1. Significant accounting policies (continued):

(d) Investment income:

Investment income is reported as revenue in the period earned. When required by the funding government or related Act, investment income earned on deferred revenue is added to the investment and forms part of the deferred revenue balance.

(e) Cash equivalents:

Cash equivalents include short-term highly liquid investments with a term to maturity of 90 days or less at acquisition which are readily convertible into a known amount of cash.

(f) Investments:

Investments are recorded at cost, adjusted for amortization of premiums or discounts. Provisions for losses are recorded when they are considered to be other than temporary.

(g) Non-financial assets:

Non-financial assets are not available to discharge existing liabilities and are held for use in the provision of services; they have useful lives extending beyond the current year and are not intended for sale in the ordinary course of operations.

(i) Tangible capital assets:

Tangible capital assets are recorded at cost which includes amounts that are directly attributable to acquisition, construction, development or betterment of the asset. The cost, less residual value, of the tangible capital assets, excluding land, are amortized on a straight-line basis over their estimate useful lives as follows:

Asset	Useful life - years
Buildings	40 - 75 years
Building improvements, equipment and IT	4 - 40 years
Drainage and transportation infrastructure	10 - 100 years
Machinery, equipment and vehicles	5 - 20 years
Water infrastructure	10 - 100 years
Sewer infrastructure	10 - 100 years

DISTRICT OF MACKENZIE

Notes to Consolidated Financial Statements (continued)

Year ended December 31, 2022

1. Significant accounting policies (continued):

(g) Non-financial assets (continued):

(i) Tangible capital assets (continued):

Annual amortization is charged in the year that an asset becomes available for productive use and in the year of disposal.

Assets under construction are not amortized until the asset is available for productive use.

(ii) Contributions of tangible capital assets:

Tangible capital assets received as contributions are recorded at their fair value at the date of receipt and also are recorded as revenue.

(iii) Interest capitalization:

The District does not capitalize interest costs associated with the acquisition or construction of a tangible capital assets.

(iv) Land held for resale:

Land held for resale is recorded at the lower of cost and net realizable value. Cost includes amounts for improvements to prepare the land for sale or servicing.

(h) Inventory:

Inventory consist of supplies, repairs parts and materials consumed in operations and capital projects. Inventory is recorded at cost which is determined on a weighted average basis.

DISTRICT OF MACKENZIE

Notes to Consolidated Financial Statements (continued)

Year ended December 31, 2022

1. Significant accounting policies (continued):

(i) Use of estimates:

The preparation of the consolidated financial statements requires management to make estimates and assumptions that affect the reported amounts of assets and liabilities, and disclosure of contingent assets and liabilities at the date of the consolidated financial statements, and the reported amounts of revenues and expenses during the period. Items subject to such estimates and assumptions include the carrying values of tangible capital assets, inventory and land held for resale, accrued liabilities and collectibility of accounts receivable. Actual results could differ from these estimates.

(j) Contaminated sites:

Contaminated sites are defined as the result of contamination being introduced in air, soil, water or sediment of a chemical, organic, or radioactive material or live organism that exceeds an environmental standard.

A liability for remediation of contaminated sites is recognized, net of any expected recoveries, when all of the following criteria are met:

- (i) an environmental standards exists;
- (ii) contamination exceeds the environmental standard;
- (iii) the organization is directly responsible or accepts responsibility for the liability;
- (iv) future economic benefits will be given up, and
- (v) a reasonable estimate of liability can be made.

(k) Government transfers:

Government transfers, which include legislative grants, are recognized as revenue in the consolidated financial statements when the transfer is authorized and any eligibility criteria are met, except to the extent that transfer stipulations give rise to an obligation that meets the definition of a liability. Transfer revenue is recognized in the consolidated statements of operations as stipulations for liabilities are settled.

DISTRICT OF MACKENZIE

Notes to Consolidated Financial Statements (continued)

Year ended December 31, 2022

2. Accounts receivable:

	2022	2021
Taxation - current	\$ 177,656	\$ 119,987
Taxation - arrears/delinquent	130,125	132,604
Accrued interest	380,619	69,450
Grants	296,503	772,732
Sales tax	85,840	129,362
Utilities	108,470	90,087
Trade and miscellaneous	161,867	431,085
	1,341,080	1,745,307
Less allowance for doubtful accounts	(25,238)	(46,551)
	\$ 1,315,842	\$ 1,698,756

Included in trade and miscellaneous receivable is \$nil (2021 - \$270,732) from McLeod Lake Mackenzie Community Forest Limited Partnership, a related party. The balance is recorded as revenue on the Consolidated Statement of Operations and Accumulated Surplus as government transfers – other.

DISTRICT OF MACKENZIE

Notes to Consolidated Financial Statements (continued)

Year ended December 31, 2022

3. Investments:

	2022	2021
Term deposits	\$ 21,054,027	\$ 16,150,662

Investments are recorded at cost.

Investment income earned on investments and cash and cash equivalents of \$558,104 (2021 – \$205,135) is recognized as revenue on the Consolidated Statement of Operations and Accumulated Surplus as investments and penalties.

4. Investment in government business entities:

	2022	2021
McLeod Lake Mackenzie Community Forest Limited Partnership:		
Investment in shares	\$ 50	\$ 50
Advances	83,820	83,820
Accumulated earnings	6,368,672	6,353,530
Distributions	(3,015,096)	(2,665,095)
McLeod Lake Mackenzie Community Forest Corporation:		
Investment in shares	99	99
Accumulated earnings	45,491	50,658
Total investment	\$ 3,483,036	\$ 3,823,062

DISTRICT OF MACKENZIE

Notes to Consolidated Financial Statements (continued)

Year ended December 31, 2022

4. Investment in government business entities (continued):

The following table provides condensed supplementary financial information for the McLeod Lake Mackenzie Community Forest Limited Partnership, for the year ended December 31:

	2022	2021
(i) Financial position:		
Assets:		
Current	\$ 601,028	\$ 369,560
Investments	6,621,659	7,616,101
Restricted cash	1,221,898	1,263,374
Property and equipment	144,207	149,948
Total assets	\$ 8,588,792	\$ 9,398,983
Liabilities:		
Current	\$ 501,603	\$ 600,562
Silviculture obligation - long-term portion	1,212,299	1,253,814
Total liabilities	1,713,902	1,854,376
Equity:		
Share capital	1	1
Partner's equity	6,874,889	7,544,606
Total equity	6,874,890	7,544,607
Total liabilities and equity	\$ 8,588,792	\$ 9,398,983
(ii) Operations:		
Revenue	\$ 2,185,336	\$ 219,675
Expenses	(1,648,906)	(1,373,320)
Other income	(506,147)	1,021,824
Net loss	\$ 30,283	\$ (131,821)
(iii) Share of net income:		
District's percentage of ownership	50%	50%
District's share of net loss	\$ 15,142	\$ (65,910)

DISTRICT OF MACKENZIE

Notes to Consolidated Financial Statements (continued)

Year ended December 31, 2022

4. Investment in government business entities (continued):

The following table provides condensed supplementary financial information for the McLeod Lake Mackenzie Community Forest Corporation, for the year ended December 31:

	2022	2021
(i) Financial position:		
Assets:		
Current	\$ 126,717	\$ 140,456
Investments	1	1
Total assets	\$ 126,718	\$ 140,457
Liabilities:		
Current	\$ 35,537	\$ 38,941
Total liabilities	35,537	38,941
Equity:		
Share capital	200	200
Retained earnings	90,981	101,316
Total equity	91,181	101,516
Total liabilities and equity	\$ 126,718	\$ 140,457
	2022	2021
(ii) Operations:		
Revenue	\$ 216,000	\$ 216,000
Expenses	(226,335)	(206,618)
Net (loss) income	\$ (10,335)	\$ 9,382
(iii) Share of net income:		
District's percentage of ownership	50%	50%
District's share of net (loss) income	\$ (5,168)	\$ 4,691

DISTRICT OF MACKENZIE

Notes to Consolidated Financial Statements (continued)

Year ended December 31, 2022

5. Accounts payable and accrued liabilities:

	2022	2021
Trade payables and accrued liabilities	\$ 461,987	\$ 1,032,336
Wages and related costs	412,786	483,253
Holdback payable	489,350	352,461
Other payables	88,575	127,864
Government remittances	140,275	79,638
	<hr/> \$ 1,592,973	<hr/> \$ 2,075,552

DISTRICT OF MACKENZIE

Notes to Consolidated Financial Statements (continued)

Year ended December 31, 2022

6. Tangible capital assets:

2022	Assets under construction	Land and improvements	Building improvements equipment and IT	Building	Machinery equipment and vehicles	Drainage and transportation infrastructure	Water infrastructure	Sewer infrastructure	Total
Cost:									
Balance, beginning of year	\$ 4,348,132	\$ 7,619,825	\$ 10,673,136	\$ 18,764,464	\$ 11,686,959	\$ 14,119,875	\$ 3,451,691	\$ 4,991,881	\$ 75,655,963
Additions	2,257,575	-	222,479	14,989	265,620	140,846	-	-	2,901,509
Disposals	(49,559)	-	(54,110)	(12,574)	(87,372)	-	-	-	(203,615)
Transfers	-	-	69,697	(69,697)	-	-	-	-	-
Balance, end of year	6,556,148	7,619,825	10,911,202	18,697,182	11,865,207	14,260,721	3,451,691	4,991,881	78,353,857
Balance, beginning of year	-	-	3,956,015	5,743,386	7,727,430	9,500,985	1,249,229	2,702,036	30,879,081
Amortization	-	-	510,337	358,324	453,749	391,393	52,839	79,186	1,845,828
Disposals	-	-	(50,052)	(4,210)	(84,642)	-	-	-	(138,904)
Balance, end of year	-	-	4,416,300	6,097,500	8,096,537	9,892,378	1,302,068	2,781,222	32,586,005
Net book value, end of year	\$ 6,556,148	\$ 7,619,825	\$ 6,494,902	\$ 12,599,682	\$ 3,768,670	\$ 4,368,343	\$ 2,149,623	\$ 2,210,659	\$ 45,767,852

DISTRICT OF MACKENZIE

Notes to Consolidated Financial Statements (continued)

Year ended December 31, 2022

6. Tangible capital assets (continued):

2021	Assets under construction	Land and improvements	Building improvements equipment and IT	Building	Machinery equipment and vehicles	Drainage and transportation infrastructure	Water infrastructure	Sewer infrastructure	Total
Cost:									
Balance, beginning of year	\$ 2,075,540	\$ 7,619,825	\$ 10,289,214	\$ 18,296,090	\$ 10,972,859	\$ 13,560,931	\$ 3,241,091	\$ 4,868,436	\$ 70,923,986
Additions	3,120,133	-	387,522	91,010	714,100	93,390	248,183	136,796	4,791,134
Disposal	(4,623)	-	(3,600)	-	-	-	(37,583)	(13,351)	(59,157)
Transfers	(842,918)	-	-	377,364	-	465,554	-	-	-
Balance, end of year	4,348,132	7,619,825	10,673,136	18,764,464	11,686,959	14,119,875	3,451,691	4,991,881	75,655,963
Balance, beginning of year	-	-	3,473,186	5,381,495	7,274,362	9,130,608	1,211,438	2,638,927	29,110,016
Amortization	-	-	486,429	361,891	453,068	370,377	48,269	72,010	1,792,044
Disposals	-	-	(3,600)	-	-	-	(10,478)	(8,901)	(22,979)
Balance, end of year	-	-	3,956,015	5,743,386	7,727,430	9,500,985	1,249,229	2,702,036	30,879,081
Net book value, end of year	\$ 4,348,132	\$ 7,619,825	\$ 6,717,121	\$ 13,021,078	\$ 3,959,529	\$ 4,618,890	\$ 2,202,462	\$ 2,289,845	\$ 44,776,882

DISTRICT OF MACKENZIE

Notes to Consolidated Financial Statements (continued)

Year ended December 31, 2022

7. Assets held for resale:

Land held for resale consists of the bell subdivision, airport subdivision, and other lands. During the year, no land was sold. In the prior year, the District sold 2 airport subdivision properties and a gain of \$262,292 was recognized in the Consolidated Statement of Operations as general government expense.

8. Commitments and contingencies:

- (a) The District is responsible, as a member of the Regional District of Fraser-Fort George, for its portion of any operating deficits or capital debt related to functions in which it participates.
- (b) The District and its employees contribute to the Municipal Pension Plan (a jointly trustee pension plan). The board of trustees, representing plan members and employers, is responsible for administering the plan, including investment of assets and administration of benefits. The plan is a multi-employer defined benefit pension plan. Basic pension benefits are based on a formula. As at December 31, 2021, the plan has about 227,000 active members and approximately 118,000 retired members. Active members include approximately 42,000 contributors from local governments.

Every three years, an actuarial valuation is performed to assess the financial position of the plan and adequacy of plan funding. The actuary determines an appropriate combined employer and member contribution rate to fund the plan. The actuary's calculated contribution rate is based on the entry-age normal cost method, which produces the long-term rate of member and employer contributions sufficient to provide benefits for average future entrants to the plan. This rate may be adjusted for the amortization of any actuarial funding surplus and will be adjusted for the amortization of any unfunded actuarial liability.

The most recent actuarial valuation for the Municipal Pension Plan as at December 31, 2021, indicated a \$3,761 million funding surplus for basic pension benefits on a going concern basis.

The District paid \$364,229 (2021 - \$387,222) for employer contributions to the Plan in fiscal 2022.

The next valuation will be as at December 31, 2024, with results available in 2025.

DISTRICT OF MACKENZIE

Notes to Consolidated Financial Statements (continued)

Year ended December 31, 2022

8. Commitments and contingencies (continued):

(b) Continued:

Employers participating in the plan record their pension expense as the amount of employer contributions made during the fiscal year (defined contribution pension plan accounting). This is because the plan records accrued liabilities and accrued assets for the plan in aggregate, resulting in no consistent and reliable basis for allocating the obligation, assets and cost to individual employers participating in the plan.

(c) The District is obligated to collect and transmit property taxes levied on District of Mackenzie taxpayers in respect of the following bodies:

- Ministry of Education, Province of British Columbia
- Regional District of Fraser-Fort George
- British Columbia Assessment Authority
- Municipal Finance Authority
- Fraser-Fort George Regional Hospital District
- Royal Canadian Mounted Police

(d) The District is a participant in the Municipal Insurance Association of British Columbia. Should the Association pay out claims in excess of premiums received, it is possible that the District, along with other participants, would be required to contribute towards the deficit. Management does not consider payment under this contingency to be likely and therefore no amounts have been accrued.

(e) The District may be involved from time to time in legal proceedings, claims and litigation that arise in the normal course of business. As at December 31, 2022, there is a claim outstanding that management has determined the outcome to be undeterminable and thus no accrual has been recorded.

DISTRICT OF MACKENZIE

Notes to Consolidated Financial Statements (continued)

Year ended December 31, 2022

9. Accumulated surplus:

Accumulated surplus consists of individual fund surpluses and reserve funds as follows:

	2022	2021
Surplus:		
Invested in tangible capital assets	\$ 45,767,852	\$ 44,776,882
General fund	9,562,047	9,347,135
Water utility fund	147,395	191,786
Sewer utility fund	188,441	181,532
Library fund	101,532	92,711
Total surplus	55,767,267	54,590,046
Reserve funds set aside for specific purposes by Council:		
Parkland	41,538	41,003
Gas tax	1,036,232	930,414
Fire department vehicle/equipment replacement	1,581,091	1,594,486
Vehicle/equipment replacement	3,650,010	3,399,847
General capital	4,100,092	3,783,995
Climate action	40,766	-
Northern Capital Planning (Schedule 1)	1,780,730	2,954,695
Capital renewal	2,014,669	1,804,623
Financial stability	2,168,302	2,442,066
Water	1,619,373	1,365,861
Sewer	386,220	145,863
Library - operating	70,000	70,000
Library - relocation allowance	5,000	5,000
Library - contracts	20,000	20,000
Total reserve funds	18,514,023	18,557,853
	\$ 74,281,290	\$ 73,147,899

DISTRICT OF MACKENZIE

Notes to Consolidated Financial Statements (continued)

Year ended December 31, 2022

10. Net taxation revenue:

As disclosed in note 8(c), the District is required to collect taxes on behalf of and transfer these amounts to the government agencies below:

	2022	2021
Taxes collected:		
General purposes	\$ 5,070,497	\$ 5,360,429
Collection for other governments	2,168,814	2,350,415
	<u>7,239,311</u>	<u>7,710,844</u>
Transfers to other governments:		
Provincial government	1,171,526	1,251,465
Fraser-Fort George Regional Hospital District	433,524	424,059
Regional District of Fraser-Fort George	330,132	382,607
B.C. Assessment Authority	44,601	54,838
Municipal Finance Authority	127	134
Royal Canadian Mounted Police	188,884	237,274
	<u>2,168,794</u>	<u>2,350,377</u>
	<u>\$ 5,070,517</u>	<u>\$ 5,360,467</u>

DISTRICT OF MACKENZIE

Notes to Consolidated Financial Statements (continued)

Year ended December 31, 2022

11. Government transfers:

The government transfers reported on the consolidated statement of operations and accumulated surplus are:

	2022	2021
Provincial grants:		
Unconditional	\$ 224,077	\$ 239,741
Carbon tax	67,082	4,114
Conditional	973,214	1,385,732
BC Hydro	2,543,705	2,597,754
Subtotal provincial grants	3,808,078	4,227,341
Federal grants:		
Conditional	-	4,300
Gas tax	221,340	432,869
Miscellaneous	62,089	43,918
Subtotal federal grants	283,429	481,087
Other grants:		
Forest Enhancement Society of BC	-	663,025
Fortis BC	128,893	187,363
Miscellaneous	452,143	467,310
Subtotal other grants	581,036	1,317,698
Total government transfers	\$ 4,672,543	\$ 6,026,126

DISTRICT OF MACKENZIE

Notes to Consolidated Financial Statements (continued)

Year ended December 31, 2022

12. Budget data:

The budget data presented in the consolidated financial statements is based upon the 2022 operating and capital budgets approved by Council on May 9, 2022. The table below reconciles the approved budget to the budget figures reported in these consolidated financial statements.

	Budget amount
Revenue:	
Operating budget	\$ 24,136,196
Less:	
Other capital revenue	(4,579,325)
Transfer from reserve funds	(5,682,571)
Transfer from surplus funds	(433,326)
Transfer from invested in tangible capital assets	(1,786,032)
Total revenues	11,654,942
Expenses:	
Operating budget	24,136,196
Less:	
Transfers to reserve funds	(1,427,291)
Transfer to general fund	(51,707)
Capital expenditures	(10,261,896)
Total expenses	12,395,302
Annual surplus	\$ (740,360)

DISTRICT OF MACKENZIE

Notes to Consolidated Financial Statements (continued)

Year ended December 31, 2022

13. Segmented information:

Segmented information has been identified based upon lines of service provided by the District. District services are provided by departments and their activities are reported by functional area in the body of the consolidated financial statements. Certain lines of service that have been separately disclosed in the segmented information are as follows:

(a) General Government:

The general government operations provides the functions of corporate administration and legislative services and any other functions categorized as non-departmental in the District. It also administers economic development projects and provides grants to various community groups that provide recreational opportunities in the District.

(b) Protective Services:

Protective services is comprised of emergency management and regulatory services.

(c) Transportation Services:

Transportation services is responsible for a wide variety of services including the development and maintenance of the District's roadway systems through the Public Works department, snow removal and street lighting.

(d) Environmental and Public Health:

Environmental and public health provides the dental centre, mosquito control and maintenance of the cemetery to the residents of the District.

(e) Garbage and Waste Collection:

Garbage and waste collection provides garbage collection and disposal services to residents and businesses in the District.

(f) Community Services:

Community services is responsible for the construction and maintenance of the District's parks and green spaces. It provides for the operation of the community centre, library and recreation centre.

(g) Water Utility:

The water utility installs and maintains water wells, pump stations and the water reservoir. The treatment and distribution of water in the District through Public Works is included in this segment.

DISTRICT OF MACKENZIE

Notes to Consolidated Financial Statements (continued)

Year ended December 31, 2022

13. Segmented information (continued):

(h) Sewer System:

The sewer system installs and maintains sewer mains, lift stations and the sewage lagoon. The collection and treatment of sewage in the District through Public Works is included in this segment.

The following statement provides additional information for the foregoing functions. The accounting policies used in these segments are consistent with those followed in the preparation of the financial statements as disclosed in note 1.

DISTRICT OF MACKENZIE

Notes to Consolidated Financial Statements (continued)

Year ended December 31, 2022

13. Segmented information (continued):

2022	General Government	Protective Services	Transportation Services	Environmental and Public Health	Garbage and Waste Collection	Community Services	Water Utility	Sewer System	Total
Revenue:									
Taxation	\$ 5,070,517	\$ -	\$ -	\$ -	\$ -	\$ -	\$ -	\$ -	5,070,517
User fees and licenses and permits	-	-	77,488	-	427,823	84,268	666,237	528,005	1,783,821
Sales of services	1,010	1,143	42,033	502	-	316,483	-	-	361,171
Government transfers	4,049,902	255,424	221,340	67,082	-	78,795	-	-	4,672,543
Other revenues	660,439	82,658	39,173	-	-	40,980	-	-	823,250
Income from investments in government business enterprises and partnerships	9,974	-	-	-	-	-	-	-	9,974
Total revenue	9,791,842	339,225	380,034	67,584	427,823	520,526	666,237	528,005	12,721,276
Expenses:									
Operating	628,550	401,542	907,255	72,656	-	828,863	285,322	210,266	3,334,454
Salaries, wages & employee benefits	1,200,997	605,690	1,113,689	18,288	173,445	2,358,273	186,601	82,903	5,739,886
Legislature	155,729	-	-	-	-	-	-	-	155,729
Amortization	56,198	140,691	703,263	48,763	-	732,831	76,308	87,774	1,845,828
Interest	1,135	-	-	-	-	-	-	-	1,135
Insurance	48,476	30,064	78,351	178	-	59,230	8,741	12,013	237,053
Professional services	80,542	-	-	-	-	5,000	-	-	85,542
Garbage disposal	-	-	-	-	188,258	-	-	-	188,258
Loss from investments government business enterprises and partnerships	-	-	-	-	-	-	-	-	-
Total expenses	2,171,627	1,177,987	2,802,558	139,885	361,703	3,984,197	556,972	392,956	11,587,885
Annual surplus (deficit)	\$ 7,620,215	\$ (838,762)	\$ (2,422,524)	\$ (72,301)	\$ 66,120	\$ (3,463,671)	\$ 109,265	\$ 135,049	\$ 1,133,391

DISTRICT OF MACKENZIE

Notes to Consolidated Financial Statements (continued)

Year ended December 31, 2022

13. Segmented information (continued):

2021	General Government	Protective Services	Transportation Services	Environmental and Public Health	Garbage and Waste Collection	Community Services	Water Utility	Sewer System	Total
Revenue:									
Taxation	\$ 5,360,467	\$ -	\$ -	\$ -	\$ -	\$ -	\$ -	\$ -	5,360,467
User fees and licenses and permits	-	-	12,189	-	397,271	103,544	624,229	469,604	1,606,837
Sales of services	3,915	1,476	34,649	90	-	251,756	-	-	291,886
Government transfers	4,218,371	1,190,953	447,169	4,114	-	83,521	81,998	-	6,026,126
Other revenues	268,894	99,713	32,589	-	-	67,678	-	-	468,874
Total revenue	9,851,647	1,292,142	526,596	4,204	397,271	506,499	706,227	469,604	13,754,190
Expenses:									
Operating	709,798	1,145,474	831,521	48,389	-	751,140	248,294	213,755	3,948,371
Salaries, wages & employee benefits	1,205,556	678,864	1,195,767	10,921	165,157	2,358,528	155,795	58,479	5,829,067
Legislature	145,541	-	-	-	-	-	-	-	145,541
Amortization	51,768	146,048	654,211	48,763	-	738,918	71,738	80,598	1,792,044
Interest	190	-	-	-	-	-	-	-	190
Insurance	39,948	17,813	79,309	221	-	52,441	7,572	11,626	208,930
Professional Services	92,366	-	-	-	-	5,141	-	-	97,507
Garbage disposal	-	-	-	-	179,228	-	-	-	179,228
Loss from disposal fixed assets	4,623	-	-	-	-	-	27,105	4,450	36,178
Loss from investments in government business enterprises and partnerships	61,220	-	-	-	-	-	-	-	61,220
Gain on sale of assets held for sale	(262,292)	-	-	-	-	-	-	-	(262,292)
Total expenses	2,048,718	1,988,199	2,760,808	108,294	344,385	3,906,168	510,504	368,908	12,035,984
Annual surplus (deficit)	\$ 7,802,929	\$ (696,057)	\$ (2,234,212)	\$ (104,090)	\$ 52,886	\$ (3,399,669)	\$ 195,723	\$ 100,696	\$ 1,718,206

DISTRICT OF MACKENZIE

Notes to Consolidated Financial Statements (continued)

Year ended December 31, 2022

14. Significant taxpayers:

The District derives a significant portion of its taxation revenue from the major industry taxpayers. Any changes in this sector could have an impact on the ongoing operations of the District.

15. Comparative information:

Certain comparative figures have been reclassified from those previously presented to conform to the presentation of the 2022 financial statements. The changes do not affect prior year annual surplus.



DISTRICT OF MACKENZIE

Schedule 1 - Northern Capital Planning Grant
Year ended December 31, 2022
(Unaudited)

In fiscal 2020, the District was the recipient of \$2,459,000 under the Northern Capital and Planning Grant (NCPG) program from the Province of British Columbia.

	2022	2021
Opening balance of reserve	\$ 2,954,695	\$ 5,900,792
Reserve used	(1,234,941)	(2,989,858)
Interest	60,976	43,761
	<u>\$ 1,780,730</u>	<u>\$ 2,954,695</u>

DISTRICT OF MACKENZIE

Schedule 2 - COVID-19 Safe Restart Grant
Year ended December 31, 2022
(Unaudited)

In November 2020, the District was the recipient of a \$1,244,000 grant under the COVID-19 Safe Restart for Local Government program from the Province of BC. As the conditions for use of this grant funding allow local governments to use this funding where the greatest need arises, the entire \$1,244,000 amount received was recognized as revenue in 2020 and included in grant revenue on the Consolidated Statement of Operations and Accumulated Surplus. The District utilized \$249,336 within 2022 to cover operational costs and overall pandemic response expenses incurred since the beginning of the pandemic in the spring of 2020.

	2022
Balance of COVID-19 Safe Restart grant funds at December 31, 2021	\$ 373,574
Less amount utilized in 2022	
Audio visual upgrades	204,555
Computer and technology	5,915
General government	38,866
	<u>249,336</u>
Audio visual upgrades	<u>124,238</u>
Total 2022 allocation of COVID-19 Safe Restart grant	<u>124,238</u>
Remaining COVID-19 Safe Restart Grant	<u>\$ -</u>